


**A90482Po01**  
**Polyclonal Antibody to Endothelin 1 (EDN1)**  
***Instruction manual***

FOR IN VITRO USE AND RESEARCH USE ONLY  
NOT FOR USE IN CLINICAL DIAGNOSTIC PROCEDURES

5th Edition (Revised in January, 2013)

**[ PRODUCT INFORMATION ]**

**Immunogen:** EDN1  
**Clonality:** Polyclonal  
**Host:** Rabbit  
**Species Reactivity:** Human  
**Ig type:** Rabbit IgG  
**Purification:** Antibodies are purified by target protein affinity chromatography.  
**Applications:** WB, ICC, IHC-P, IHC-F  
**Form:** Liquid  
**Size:** 100µg






*Sample: Recombinant human EDN1*

**[ IMMUNOGEN INFORMATION ]**

**Immunogen:** Recombinant human EDN1 (Cys53~His203) expressed in *E. coli*.  
**Molecular Weight:** 19.1kDa  
**USCN accession No.:** P90482Po01  
**Sequence:** The target protein is fused with N-terminal His-Tag and its sequence is listed below.

MGHHHHHSGSEF-CSCSSLMD    KECVYFCHLD    IIVVNTPEHI    VPYGLGSPSR  
SRRSLKDLFP    AKAADDRDRDC    QCASQKDKKC    WSFCQAGKEI    GRDQDTMEKR  
WDNQKKGTDG    SKLGEKCIHR    QLMGRKIRR    LEAISNSIKT    SFHIAKLKAE    LYRDKKVTHN  
RTH

*Unique product Superb quality Client favorite Nicest service*  ISO9001:2008;  ISO13485:2003; 

### **[ ANTIBODY SPECIFICITY ]**

Anti EDN1 is a rabbit polyclonal antibody raised against human EDN1. This antibody has been selected for its ability to recognize human EDN1 in immunohistochemical staining and western blotting, non cross-reactive with other members of the family.

### **[ APPLICATIONS ]**

Western blotting: 1:100-400

Immunocytochemistry in formalin fixed cells: 1:100-500

Immunohistochemistry in formalin fixed frozen section: 1:100-500

Immunohistochemistry in paraffin section: 1:50-200

Optimal working dilutions must be determined by end user.

### **[ CONTENTS ]**

**Form & Buffer:** Supplied as solution form in PBS, pH 7.4, containing 0.02%Na<sub>3</sub>N, 50% glycerol.

### **[ QUALITY CONTROL ]**

**Content:** The quality control contains recombinant human EDN1 (Cys53~His203) disposed in loading buffer.

**Usage:** 10uL per well when 3,3'-Diaminobenzidine(DAB) as the substrate.

5uL per well when used in enhanced chemiluminescent (ECL).

Note: The quality control is specifically manufactured as the positive control. Not used for other purposes.

**Loading buffer:** 100mM Tris(PH 8.8), 2%SDS, 200mM NaCl, 50% glycerol, BPB 0.01%, Na<sub>3</sub>N 0.02%.

### **[ STORAGE ]**

Store at 4°C for frequent use. Stored at -20°C to -80°C in a manual defrost freezer for one year without detectable loss of activity. Avoid repeated freeze-thaw cycles.